

Just plug it into an outlet!

For measures against fire caused by tracking phenomenon.

SELF-EXTINGUISHING STICKERS

In dusty or damp locations!



Ingredient: FK5-1-12



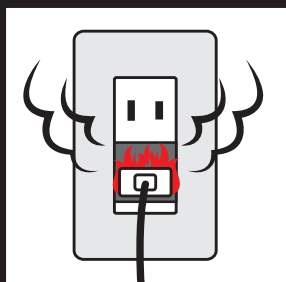
※ PL insurance compatible products

What is the tracking phenomenon?

A phenomenon in which dust containing moisture accumulates in the gap between an outlet and a plug causing an electric leakage fire.

※ Only fires that occur outside the outlet body due to the tracking phenomenon are covered by PL insurance. All fires from inside the main unit are excluded.

Effective Mechanism for Initial Extinguishing of Outlet Fires




Fire breakout



Automatic spraying of extinguishing agent with heat of 105°C.



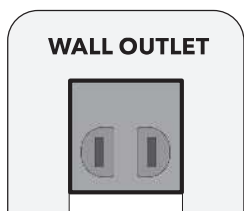
Suppresses combustion.




Fire extinguishing

HOW TO USE

- 1 Stick the sticker directly so as to block the hole of the outlet.

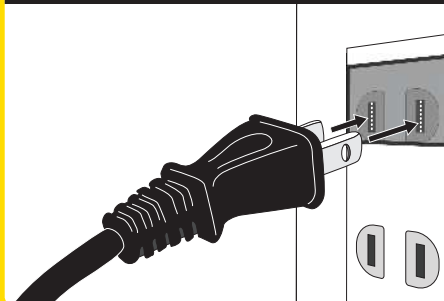


Stick above the center of the outlet hole.



Align it with the center of the outlet hole and stick it.

- 2 Insert the outlet plug from above the sticker.



NOTE Wipe off dust and dirt from the outlet before sticking. Wiping with wet cloth paper alcohol etc. is dangerous.

Glanz Techno Works Corp.

Phone +81-3-5761-8030

1-30-2 Higashiizumi, Komae-shi,
Tokyo 201-0014, Japan
WEB: <http://www.gt-works.jp>